



*The mission of the Tennessee Valley Continuum of Care is to foster collaborative efforts that enhance awareness and create solutions to prevent, reduce, and alleviate homelessness in our region.*

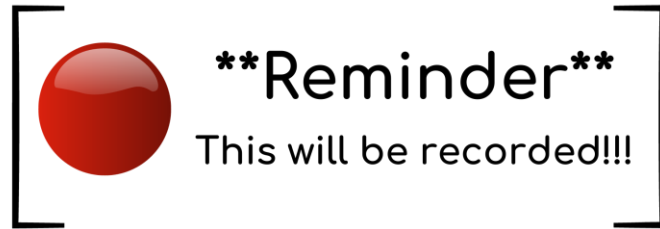
---

ANDERSON • BLOUNT • CAMPBELL • CLAIBORNE • COCKE • GRAINGER • HAMBLLEN • JEFFERSON • LOUDON • MONROE • SEVIER • UNION

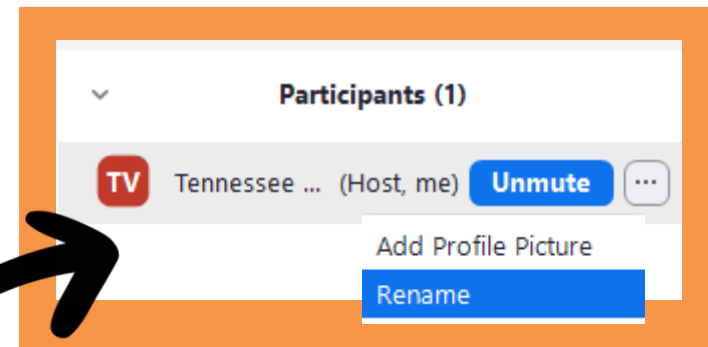
---

January 9<sup>th</sup> , 2024

# House Keeping Notes:



This is how we will  
take attendance!



Mute  
your  
audio!

Change your Zoom name to  
include your first & last name,  
pronouns (if you'd like), and your  
organization.

# Partner Spotlight



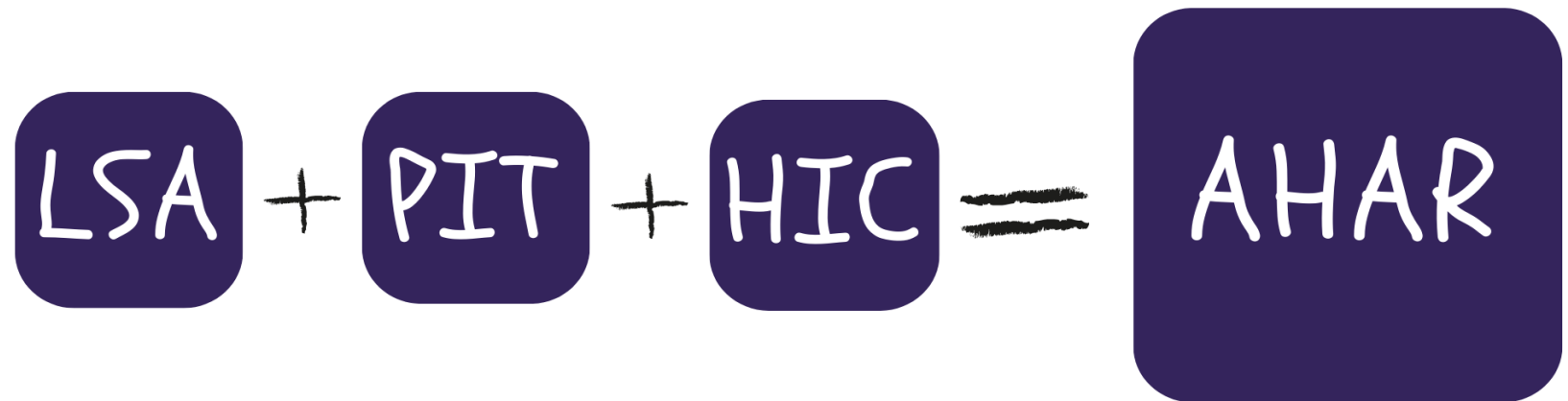
## 2024 AHAR Spotlight

Nikki Lynn | [nlynn@tvceh.org](mailto:nlynn@tvceh.org)

Kimberly Terry | [kterry@tvceh.org](mailto:kterry@tvceh.org)

# What is the AHAR

The Annual Homeless Assessment Report (AHAR) is a HUD report to the U.S. Congress that provides nationwide estimates of homelessness, including information about the demographic characteristics of homeless persons, service use patterns, and the capacity to house homeless persons.



# What is the LSA???

The Longitudinal Systems Analysis (LSA) report, produced from a CoC's [Homelessness Management Information System](#) (HMIS) and submitted annually to HUD.



Both the LSA and System Performance Measures (SPM) are important!  
Both are data that come from HMIS.

# What is the PIT?

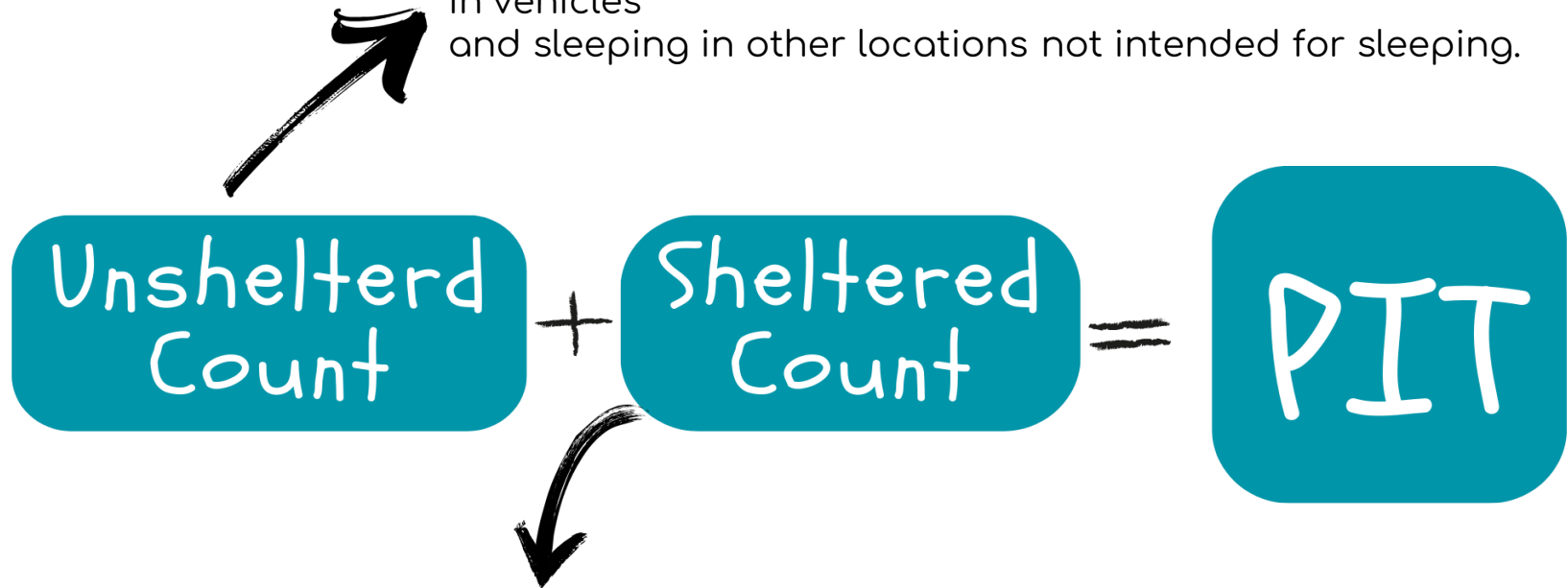
The Point-in-Time (PIT) count is a count of sheltered and unsheltered people experiencing homelessness on a single night in January. Each count is planned, coordinated, and carried out locally.



HUD requires that CoCs conduct an annual count of people experiencing homelessness who are: un- sheltered or sheltered.

# What is the PIT? (continued)

The unsheltered count, an enumeration and demographic survey of unsheltered individuals and families –  
on the streets,  
in tents,  
in vehicles  
and sleeping in other locations not intended for sleeping.



The sheltered count, an enumeration and demographic survey of individuals and families in:

- emergency shelters,
- domestic violence shelters,
- transitional housing programs,
- hotels/motels paid for through community resources.

# What is the HIC?

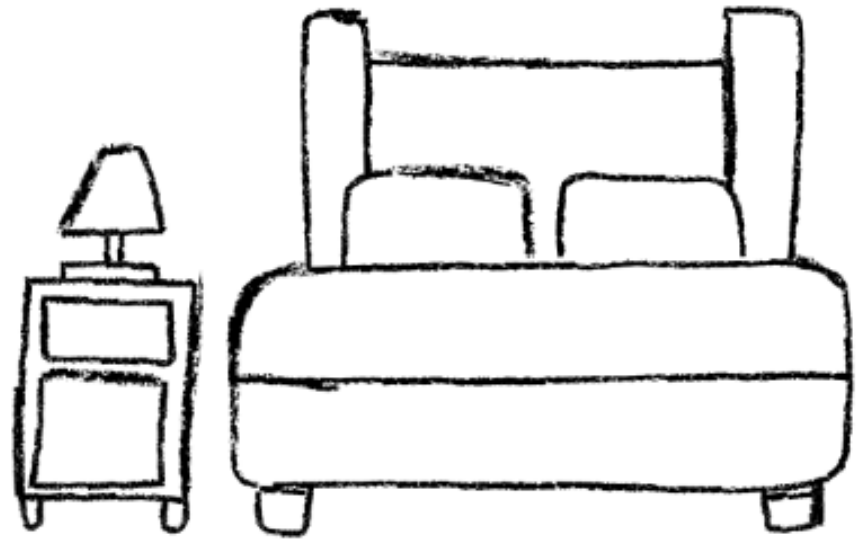
The Housing Inventory Count (HIC) is a point-in-time inventory of provider programs within a Continuum of Care that provide beds and units dedicated to serve people experiencing homelessness (and, for permanent housing projects, where homeless at entry, per the [HUD homeless definition](#)).

The HIC is categorized by five Program Types:

1. Emergency Shelter
2. Transitional Housing
3. Safe Haven
4. Rapid Re-housing
5. Permanent Supportive Housing.

Yes!!!

The HIC & PIT  
overlap!





# Questions?

HMIS Data Department:  
Nikki Lynn – [nlynn@tvceh.org](mailto:nlynn@tvceh.org)  
Kimberly Terry – [kterry@tvceh.org](mailto:kterry@tvceh.org)



# New Business:



## Individual Agency News/Updates/ Agency Successes!

## Governing Council Nominations

### Affordable Housing

Bobby Eason (FCDC)

### Persons with Lived Expertise

Dewanna Henderson (YWCA)

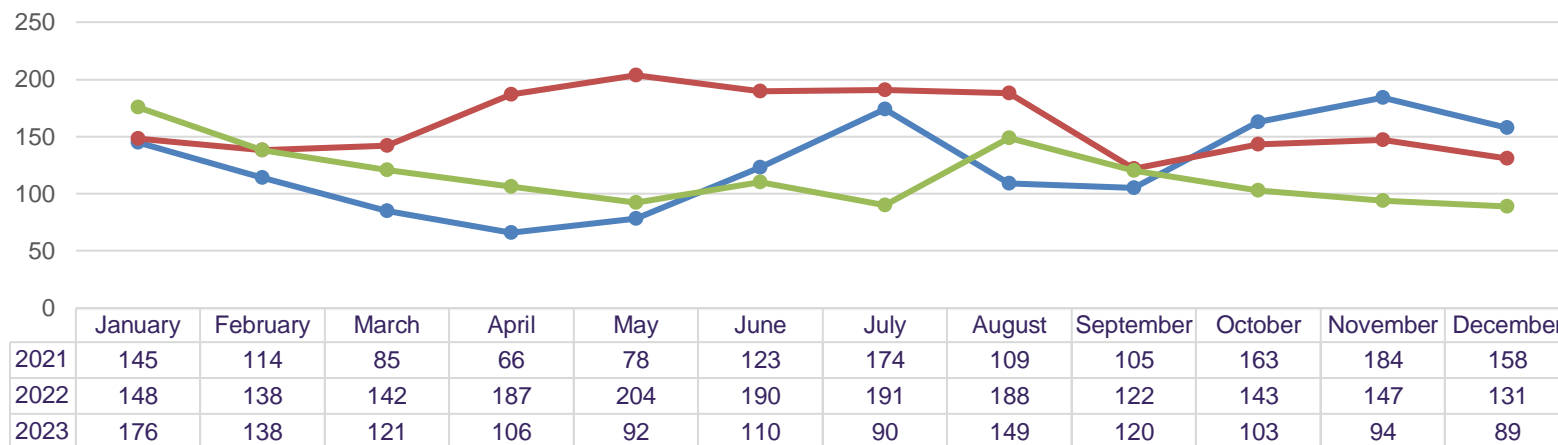
Mike Rivera (WestCare) – with a focus in Veterans

### Veterans

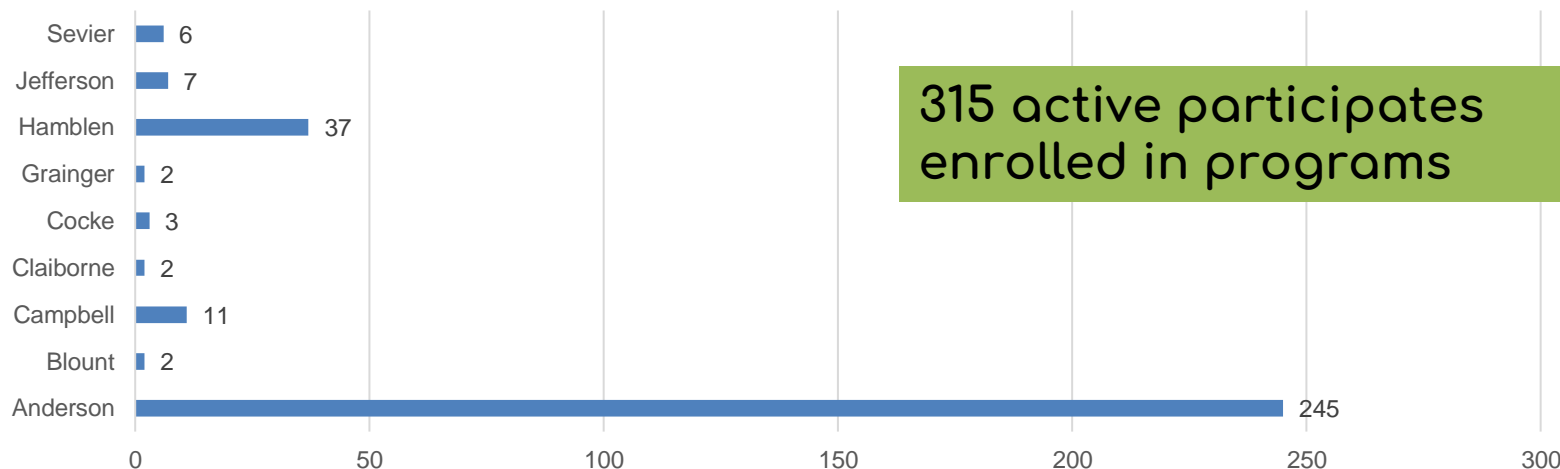
Tiffany Higginbotham (VA)

# CoC Data Reports

## Total CES Participation



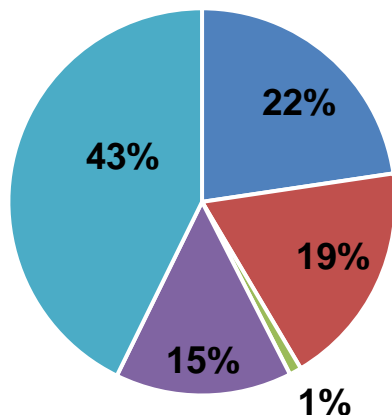
## Active Participants by County



**315 active participates  
enrolled in programs**

# CoC Data Reports

Percentage of The Total Number of Active Programs for  
the Month by Program Type



- Coordinated Entry - 89
- Emergency Shelter - 74
- Permanent Supportive Housing - 4
- Rapid Re-Housing - 58
- Street Outreach - 168

**Total number of unduplicated individuals  
that are actively enrolled: 315**

Percentage of Veterans – 2.86%

Percentage of Domestic Violence Victims – 15.87%

Percentage of Disabled Individuals – 42.86%

Percentage of Chronically Homeless – 9.84%

# CoC Data Report



See PDF for Report

## Proposed 2024 Member Training – Katelyn McGuire

- Trauma-informed training
- Domestic Violence training
- Tenant Rites
- DEI training
- Mental Health Training
- Public Housing Agency panel with as many housing agencies as possible from our counties
- Compassion Fatigue training

Have ideas for training? Email [kmcguire@tvceh.org](mailto:kmcguire@tvceh.org)

# CoC Updates



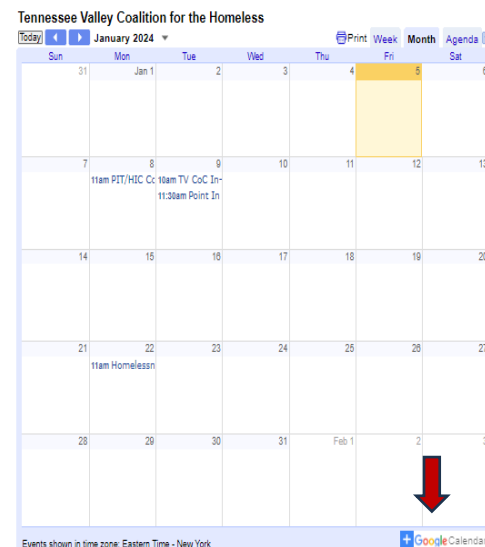
TVCoC will not be sending invites on Google Calendar for large-scale meetings in 2024.

For your convenience, please visit <https://tvchomeless.org/continuum-of-care/>, scroll down to the section with the calendar, and click the blue "+" in the bottom right corner of the calendar to add TVCoC events to your calendar!

## Meetings & Events

CoC meetings are held on the first Tuesday of every month.

See the calendar to the right for a calendar of meetings, committee meetings, and events.





# CoC Committee Updates



HMIS & Data Management – Andy O’Quinn –  
[andy.oquinn@oakridgetorch.org](mailto:andy.oquinn@oakridgetorch.org)

Coordinated Entry – Tiffany Higginbotham  
[tiffany.Higginbotham@va.gov](mailto:tiffany.Higginbotham@va.gov)

PIT/HIC – Nikki Lynn – [nlynn@tvceh.org](mailto:nlynn@tvceh.org) –

Homeless Awareness & Advocacy – Katelyn McGuire –  
[kmcguire@tvceh.org](mailto:kmcguire@tvceh.org)

# Discussion/Questions



The floor is open for other questions  
or discussions.

# Next Meeting



Virtual Meeting –

February 6<sup>th</sup> @ 10 am

Virtual link will be provided via  
email

# 2024 CoC Meeting Dates



January 9—In person

February 6

March 5

April 2—In person

May 7

June 4

July 2—In person

August 6

September 3

October 1—In person

November 5

# Thank you for attending!



## Proud CoC Members

