

# 2024

# Tennessee Valley

## Point in Time Count Data Report

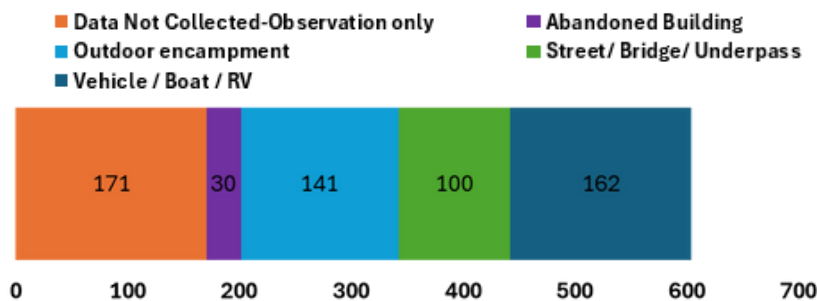


The Point in Time Count (PIT) is an effort to determine the number of people experiencing homelessness nationwide. The 2024 census was conducted through a survey to collect data through outreach, events, and direct service providers.



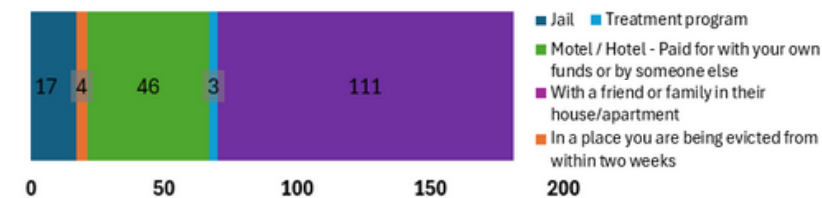
### Where people slept

#### Unsheltered Individuals\*

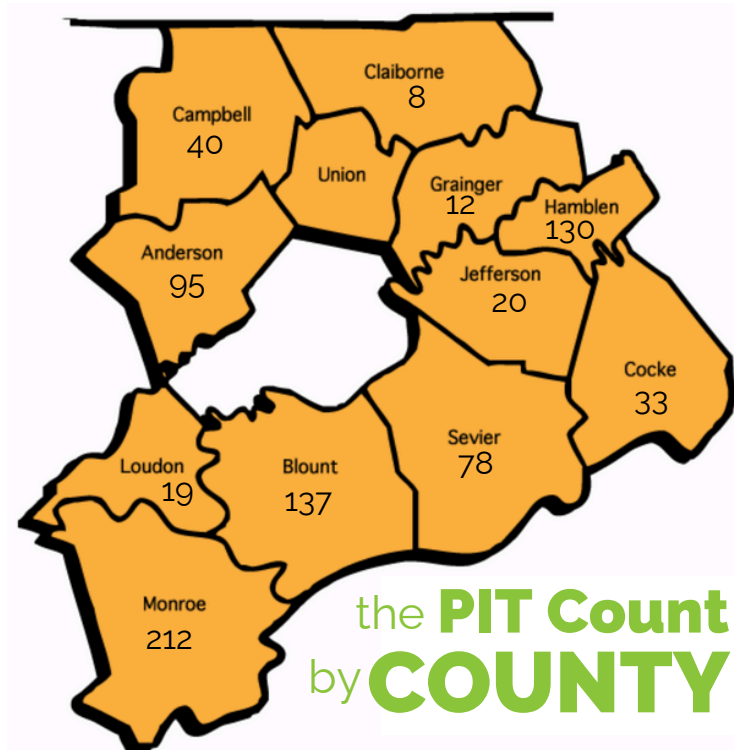


\*This data does not include those in Emergency Shelter, Transitional Housing, or Doubled-up/Couch Surfing.

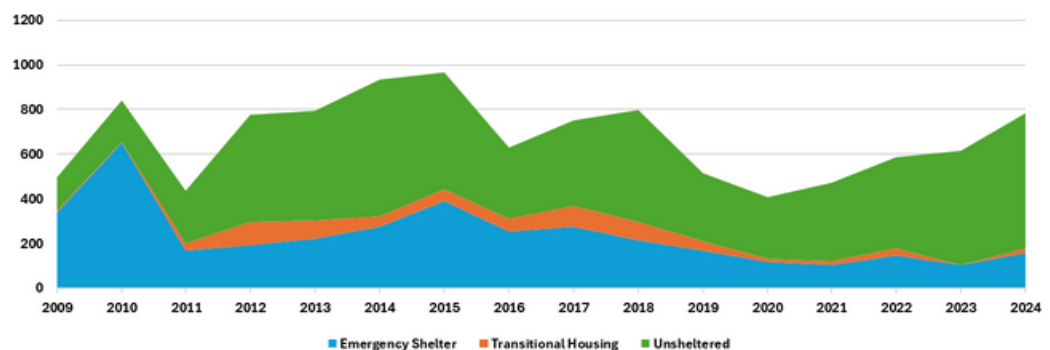
#### Precariously Sheltered Individuals\*\*



\*\*These individuals are not included in the totals, as they do not meet HUD's definition of homelessness for the PIT count.

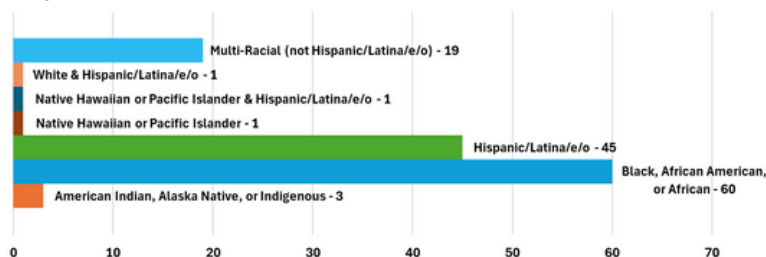


### PIT Counts over the years



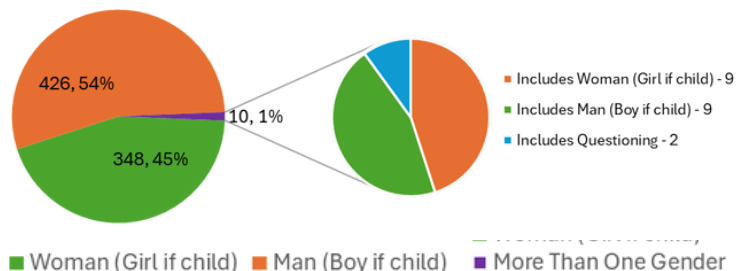
# 2024 Tennessee Valley Point in Time Count Data Report

## Race\*\*\*

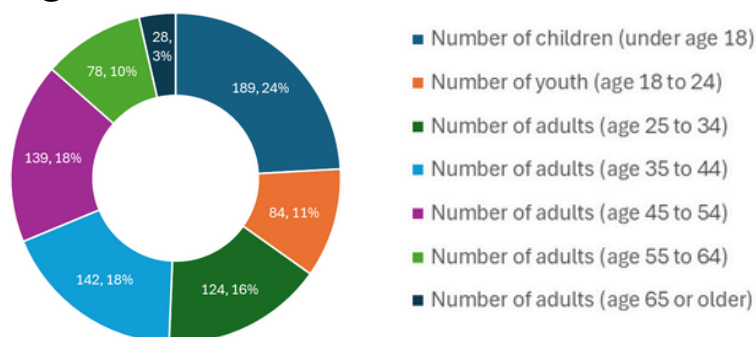


\*\*\*The outlier category "White" has been left out of the graph above. 654 individuals identified as "White" during the 2024 PIT Count.

## Gender



## Age



## Households



## Special Populations

Fleeing Domestic Violence - 10%

Veteran - 2%

Experiencing a Disability - 30%

Chronically Homeless - 7%

Parenting Youth Household - 19%

## Highlights from the PIT Count

- Over 70 individuals across the region helped to survey during the Count.
- Over 35 organizations and agencies assisted during the count.
- A physical census type count was conducted in all 12 counties that make up TVCoC.
- For the first time, the TVCoC PIT committee partnered with the Knoxville-Knox County CoC Outreach & Engagement Committee to plan a true region-wide Count.

For more information or questions, contact:

Nikki Lynn  
TVCoC HMIS Administrator & Director of Data Management  
nlynn@tvceh.org

Kimberly Terry  
TVCoC HMIS Data Analyst  
kterry@tvceh.org